

# GENERAL PURPOSE VALVES



## Series 20 >> Model BP21 (Body Ported)

### 2-Way Normally Open Valve – All Porting in the Body

A complete line of valves with a great selection of options and exceptional proven performance. The standard in the field. For use with air, water, and other fluids compatible with standard Buna seals. Hot water, steam, gasoline, and many oils require special seal materials.

- 2-Way Normally Open with all ports in body.
- Heavy duty and made of stainless steel.
- Wide range of orifice sizes from 1/32" to 1/8".

**Note:** This valve also available as an operator. Refer to following page.

## OPERATING CONDITIONS

**Media:** Air, water, and other fluids compatible with standard Buna seals. Hot water, steam, gasoline, and many oils require special seal materials. (Series 20 pressure ratings may change due to the viscosity of the liquid.)\*

**Valve Temperature Range:** Standard Valves - 0°F (-18°C) to 104°F (40°C) ambient; 0°F (-18°C) to 150°F (65°C) media. Optional Valves - can tolerate much higher or much lower ambient and media temperatures.

**Maximum Operating Pressure Differentials:** See table on preceding page.

**Burst Pressure:** 5000 PSI

**Leakage:** Bubble tight for standard valves.

**Vacuum:** To 5 Microns\*

## ELECTRICAL CHARACTERISTICS

**Coil Voltage:** 6 to 825V AC 60 HZ. and 5 to 720V AC 50 HZ. – 1.8 to 265V DC

**Nominal Power:** AC – 7.7 Watts DC – 9.5 Watts

**Coil Construction:** Non-molded Class A (Std.), Molded and Potted Class F or Class H (Opt.)

**Typical Response Time on Air:** 4 - 16 Milliseconds

**Operating Speed:** Up to 600 CPM

**Duty Cycle:** Continuous

## MECHANICAL CHARACTERISTICS

**Body:** Stainless Steel (Std.) or Brass (Opt.)

**Internal Components:** Stainless Steel and Brass

**Elastomers:** Nitrile (Buna) (Std.). Many other elastomers available.\*

**Orifice Diameter:** See table on preceding page.

**Porting:** See table above.

**Housing:** Grommet and 1/2" NPT conduit - many options available.\*

**Listings:** Most valves are UL and CSA listed.\*

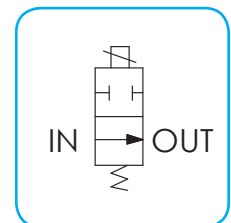
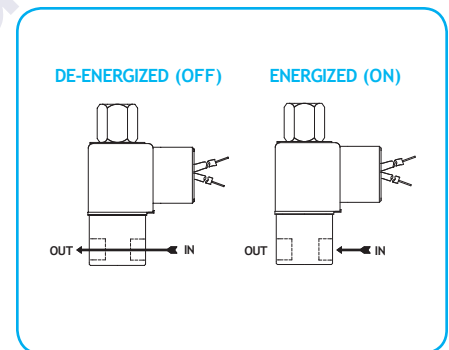
**Life Expectancy:** Millions of cycles, depending on application, lubrication, etc.

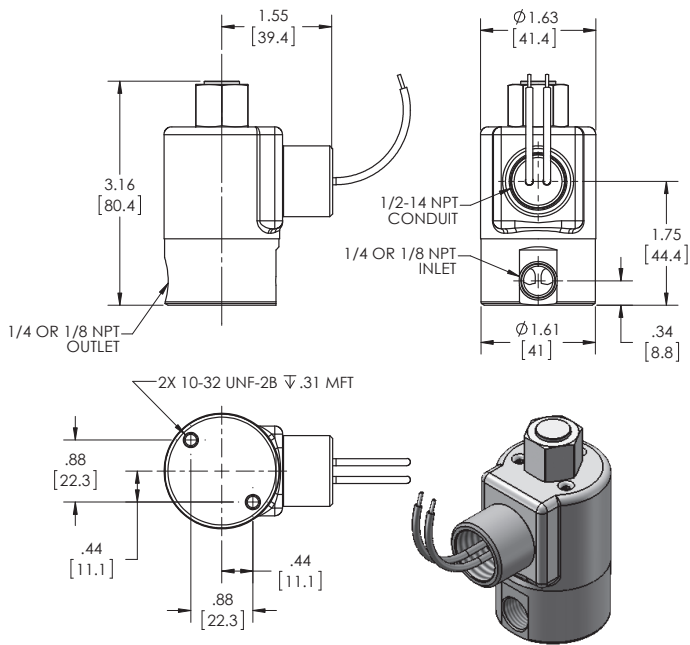
**Valve Weight:** Grommet Valve: 1.13 lb Conduit Valve: 1.19 lb

**Repair Packs:** See table on preceding page.

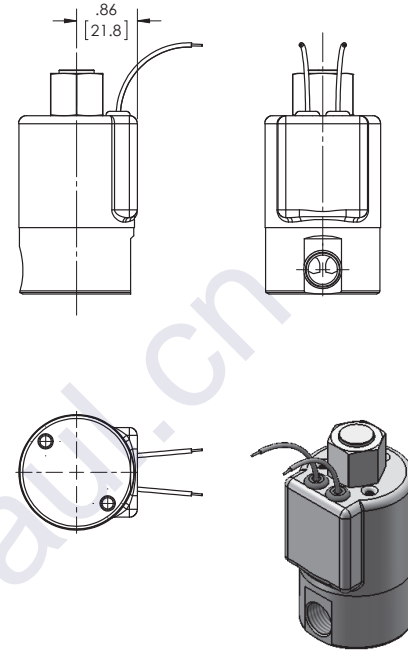
**Options:** Alternate Port Locations, Metering, Alternate Elastomers

\* Consult representative or factory for options and specifications.





**SERIES 20  
MODEL BP21  
2WNO BODY PORTS  
CONDUIT CONNECTION**



**SERIES 20  
MODEL BP21  
2WNO BODY PORTS  
GROMMET HOUSING WITH LEADS**

## VALVE SPECIFICATIONS

MAX. OPER. PRESS. DIFF.	ORIFICE SIZE	CV FACTOR	VALVE NUMBER		CONDUIT HOUSING	
			GROMMET HOUSING	CONDUIT HOUSING	1/8 NPT PORTS	1/4 NPT PORTS
DC	N.O.	N.O.	1/8 NPT PORTS	1/4 NPT PORTS	1/8 NPT PORTS	1/4 NPT PORTS
1750*	1/32	.024	BP21G7DGM	BP21G9DGM	BP21G7DCM	BP21G9DCM
650*	3/64	.053	BP21H7DGM	BP21H9DGM	BP21H7DCM	BP21H9DCM
350	1/16	.095	BP21J7DGM	BP21J9DGM	BP21J7DCM	BP21J9DCM
200	3/32	.156	BP21K7DGM	BP21K9DGM	BP21K7DCM	BP21K9DCM
100	1/8	.201	BP21N7DGM	BP21N9DGM	BP21N7DCM	BP21N9DCM

\* FKM seals not recommended for pressure above 500 psi.

## ORDERING INFORMATION:

WHEN ORDERING VALVES OR REPAIR PACKS ADD VOLTAGE AND FREQUENCY TO COMPLETE VALVE NUMBER. EXAMPLES: VALVE (BP21K9DGM 120/60) REPAIR PACK (KBP21KDD-DC)

WHEN ORDERING OPERATORS ADD THE LETTER "O" TO THE FRONT OF THE VALVE NUMBER, REPLACE BODY PORT NUMBER WITH THE LETTER "D": EXAMPLE: OPERATOR (OBP21K9DGM 120/60)